

230 WTJ

- Working height : 23 m
- Max. offset : 18.30 m
- Load capacity : 227 kg
- Diesel engine ISUZU
- ROUGH TERRAIN
- Gradeability : 45%
- 4 wheel drive
- Oscillating axle



MANIACCESS

IN ACCORDANCE WITH
CE
MARKING



230 WTJ



Load capacity227 kg



Working height23 m
Platform floor height21 m
Maximum offset18.30 m



Working travel speed5.5 km/h



Gradeability45%
Admissible slope5° ou 9%



Diesel engineIsuzu A 45 B1
Power at 2400 rpm44 kw



TransmissionHydrostatic



Capacities
 Hydraulic oil150 l.
 Fuel tank150 l.



Wheels
 4 wheel drive and 2 wheel steer



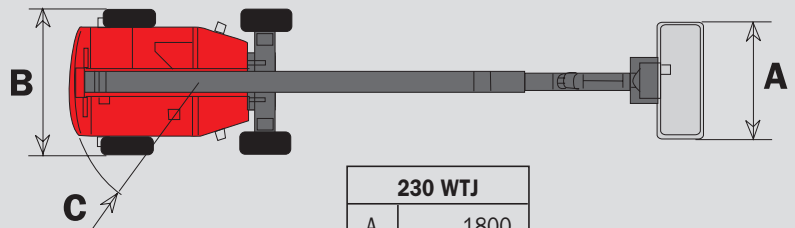
Length11.57 m
Width2.43 m
Height2.64 m
Platform size
 1.80 x 0.75 m
Turret rotationcontinue
Basket rotation180°
Jib movement140°



Weight14300 kg

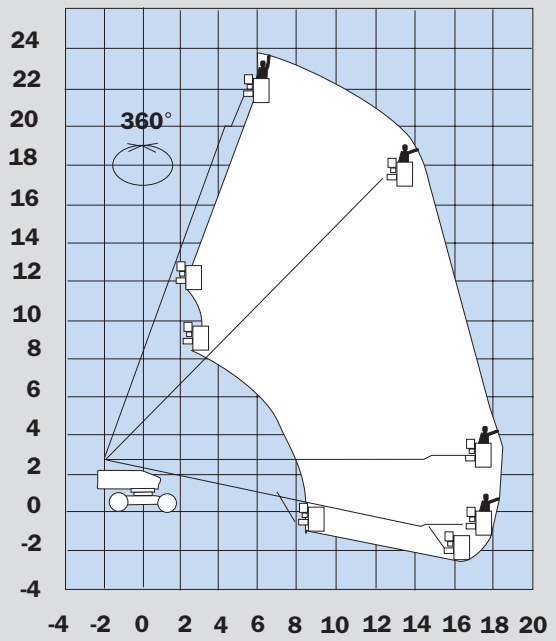
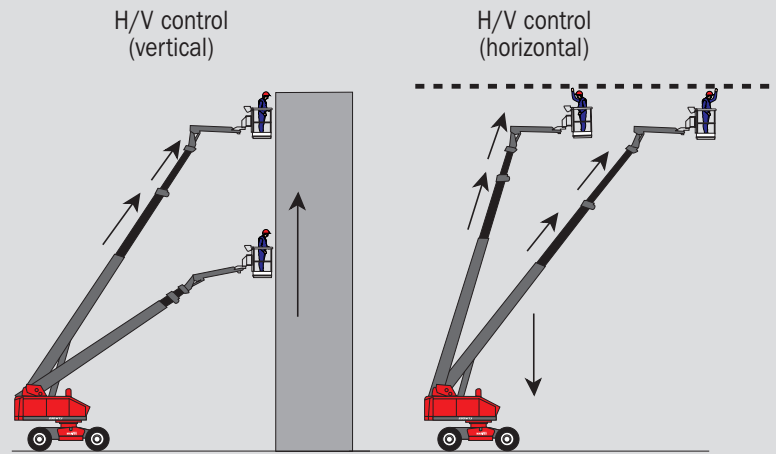
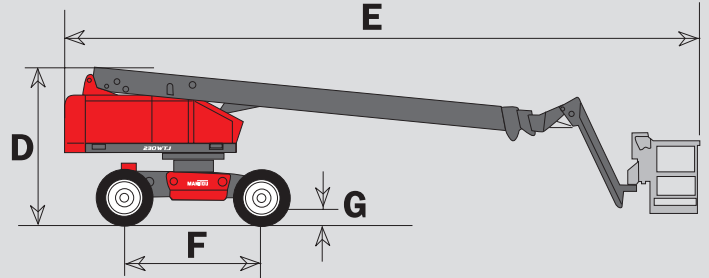
Standard equipments :

- H/V control
 (for horizontal and vertical movement)
- Sandblast protection
- Travel speed control
- Rotation speed control
- Lifting speed control
- All motion alarm
- Lever protection
- Oscillating axle
- Foam filled tyres
- 220 V predisposal



| 230 WTJ | |
|---------|-------|
| A | 1800 |
| B | 2430 |
| C | 2360 |
| D | 2640 |
| E | 11570 |
| F | 2500 |
| G | 255 |

mm



159/07/2001

This publication in no way constitutes an offer and the company reserves the right to alter specification without prior notice. The MANITOU models presented in this brochure can be supplied complete with optional equipment attachments



MANITOU B.F. S.A.
 B.P. 249 - 44158 ANCENIS CEDEX - FRANCE
 TEL : 33 2 40 09 10 11
 EXPORT DEPARTMENT FAX : 33 2 40 09 10 97
 www.manitou.fr